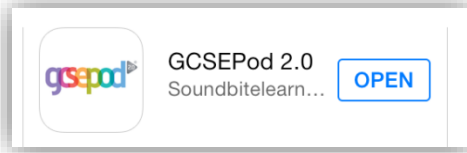


How to access the app

First, search “gcsepod” on the App Store and install the **GCSEPod 2.0 app** on your Apple device.

Once the app is installed, login using the username and password provided to you by your school.



App overview

Once logged in to the app, use the **DRAWER** to navigate and access the different sections.

DASHBOARD

Shows an overview of upcoming GCSE exams, due assignments and your playlists. Quickly navigate to key areas of the app with ease.

GCSEs

Choose a subject area to view a list of upcoming exams relevant to your school. Select an exam to view a playlist containing all the podcasts relevant to that exam.

PODCASTS

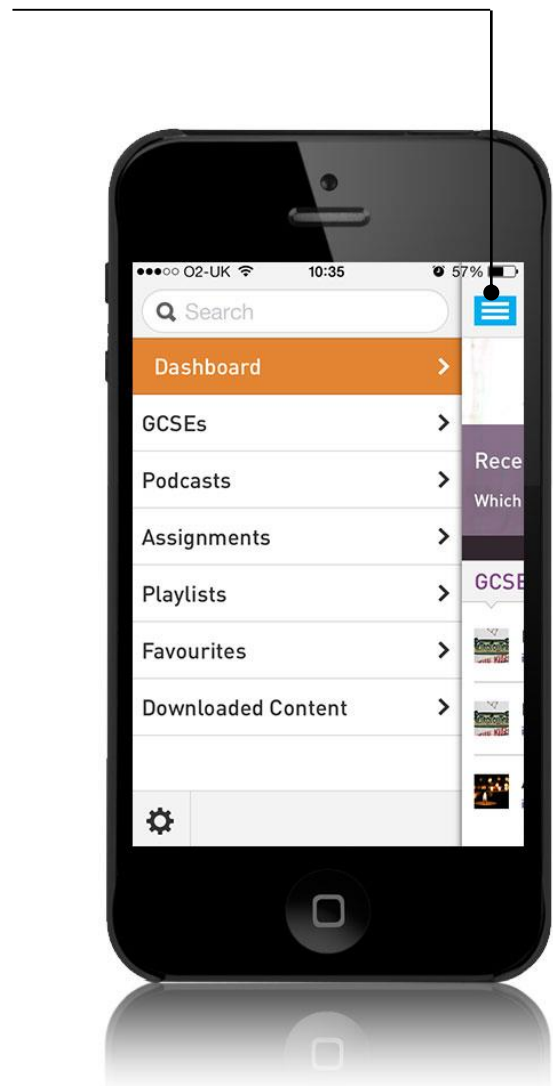
Browse podcasts by subject and topic area. Once you've chosen a topic, watch the podcasts online, star your favourites or download the whole playlist for offline viewing.

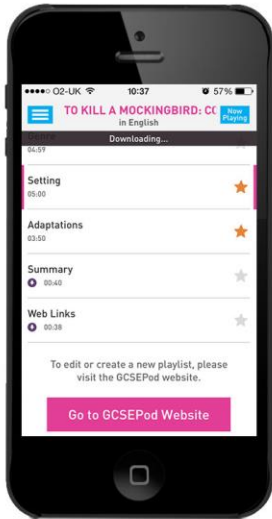
ASSIGNMENTS

View assignments set by your teachers and watch the podcasts they've asked you to look at. Quickly see if your teacher has set questions for you to answer and access a quick link to the GCSEPod 2.0 website where you can answer the questions.

PLAYLISTS

Watch the playlists you've created on the GCSEPod 2.0 website and access a quick link back to the website where you can create and edit your playlists.

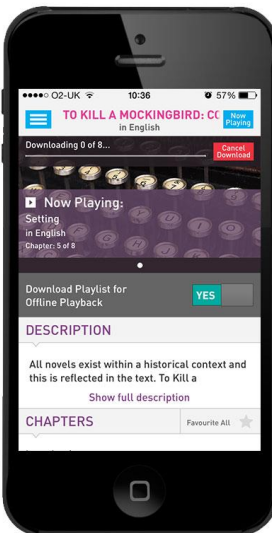
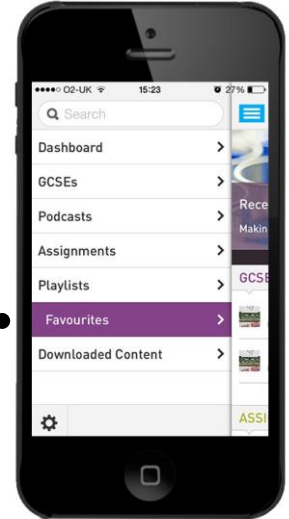




FAVOURITES

When watching a chapter simply tap the star icon beside the chapter name to add it to your favourites playlist.

To view your list of favourite podcasts simply select FAVOURITES from the drawer menu. Here you can view and edit a list of all of your favourite podcasts which are neatly organised by subject and topic area.

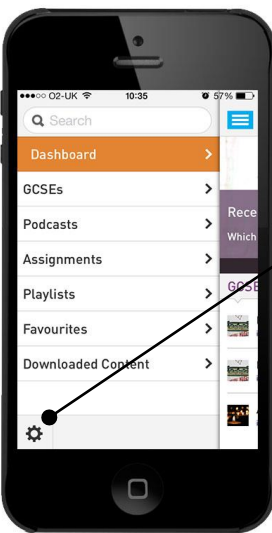
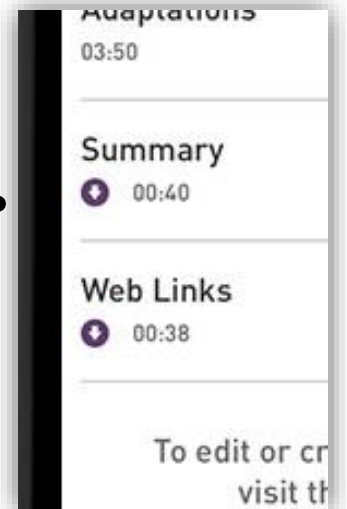


DOWNLOADED CONTENT

When viewing any playlist, use the slider to download the podcasts so that you can continue to watch them when you go offline.

Podcasts that have been downloaded are clearly identified with a small purple icon.

You can also view a list of your downloaded podcasts, neatly organised by subject and topic area, by selecting the DOWNLOADED CONTENT section of the drawer menu.



SETTINGS

Click the little cog icon from within the drawer menu to go to SETTINGS.

Here you can logout of the app, quickly remove all downloaded content to free up room for more downloads and resync the app with the GCSEPod 2.0 website so that any changes you have made are updated.

